

# Frog Life Cycle Fold-Out

## Thank You!

Thank you so much for downloading this resource from Homeschool Preschool! I hope you love using this activity with your kiddos as much as I loved creating it!

## Terms of Use

This resource is for personal use only. You may download and print this file for use at home or in your classroom.

You may not copy, modify, reproduce, or share any part of this resource.



Please provide others with a link to Homeschool Preschool so that they can download this resource for themselves.

NOTE: You may NOT upload this resource to any file sharing sites.


---



Visit the blog at [homeschoolpreschool.net](http://homeschoolpreschool.net)




# Eggs



Frogs start their life cycle as eggs. These eggs are laid in water, usually in a cluster called frogspawn.

The eggs are covered in a jelly-like substance that protects them.

# Tadpole




After a few days, the eggs hatch into tadpoles. Tadpoles are like tiny fish with long tails and no legs.

They breathe through gills and live in the water.

As the tadpoles grow, they start developing back legs first and then front legs.

Their tails start to get shorter.


# Froglet



The tail continues to shrink until it disappears, and the tadpole officially becomes a young frog called a froglet.

Froglets still spend a lot of time in the water but can also breathe air.

# Adult



Finally, the froglet transforms into an adult frog with no tail. Adult frogs can live both in water and on land.

They breathe through their lungs and have smooth, moist skin.

