

Dino Valentines Counting Fun

Thank You!

Thank you so much for downloading this resource from Homeschool Preschool! I hope you love using this activity with your kiddos as much as I loved creating it!

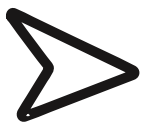
Terms of Use

This resource is for personal use only. You may download and print this file for use at home or in your classroom.

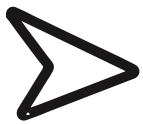
You may not copy, modify, reproduce, or share any part of this resource.

Please provide others with a link to Homeschool Preschool so that they can download this resource for themselves.

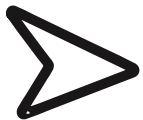
NOTE: You may NOT upload this resource to any file sharing sites.



Check out our Homeschool Preschool VIP membership for exclusive printables!



Visit the blog at homeschoolpreschool.net.











Artwork from:





How to Play

1. Print, laminate, and cut apart the counting cards.
2. Hide the cards around the room or place them in a sensory bin.
3. Students will count the hearts that are on the Dinos in each set.
4. Color in the correct number on the worksheet.







Count *the* Hearts

Directions: Count the number of hearts that are on the Dinos on each card and color the correct number on this worksheet.

