

Thank you for downloading!

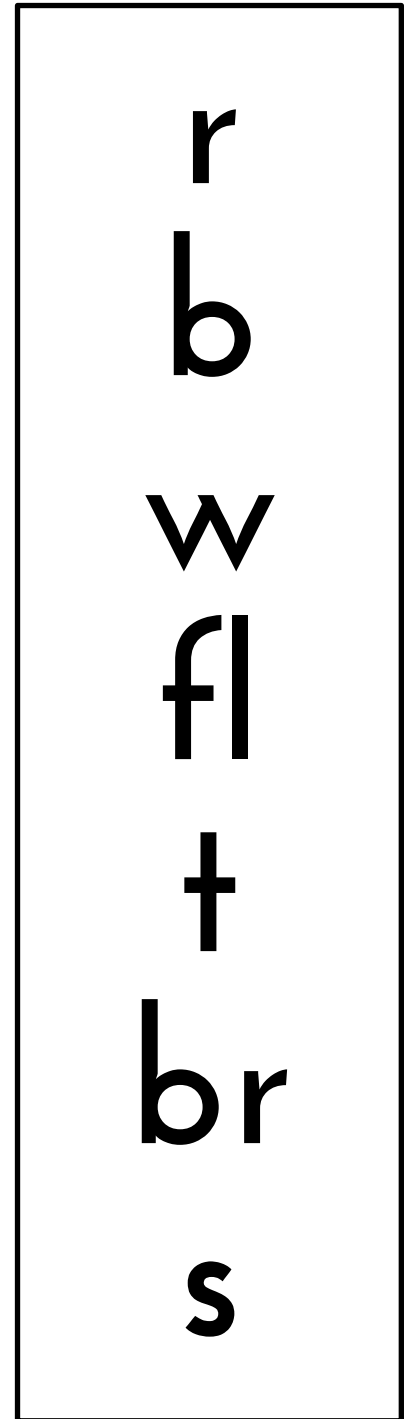
Terms of Use

This packet may be used for your own classroom or personal use. It may not be shared as a PDF file, on the web, or in any other way.


© homeschoolpreschool.net

-ag Family







Directions: Cut out the strip of letters. Cut a slit at the top and bottom of the box below. Feed the strip through the slits, and have your child read the words they make.





Directions: Print on cardstock. Cut out puzzle pieces. Mix them up. Have child put puzzles back together.



Directions: Print on cardstock. Cut out each of the cards. Cut on dotted line, as well. Mix up the cards, and have your child match the uppercase and lowercase letters.

<p>A</p>  <p>a</p>	<p>B</p>  <p>b</p>
<p>C</p>  <p>c</p>	<p>D</p>  <p>d</p>
<p>E</p>  <p>e</p>	<p>F</p>  <p>f</p>



M



m

N



n

O



o

P



p

Q









q

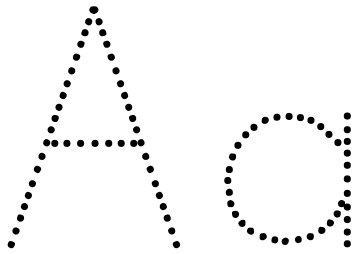
R



r







Directions: Use a do-a-dot marker to mark all of the upper- and lower-case Aa's in the picture below.

a t r A b
x a R l c
M a k A p
A r f b D
F a A g
y A H E
z G a Y
a R H A J



Rr

Directions: Use a do-a-dot marker to mark all of the upper- and lower-case Rr's in the picture below.

R t r H b
x a R l r
M R k r p
C r f b R
R a D r
y f R E
z G c R
i R H n J



I can trace my numbers.

1

2

3

4

5

6

7

8

9

1

0



Directions: Print on cardstock. Cut out each of the cards. Cut on dotted line, as well. Mix up the cards, and have your child match the numeral and number word.

<p>1</p>  <p>one</p>	<p>2</p>  <p>two</p>
<p>3</p>  <p>three</p>	<p>4</p>  <p>four</p>
<p>5</p>  <p>five</p>	<p>6</p>  <p>six</p>

Directions: Print on cardstock. Cut out each of the cards. Cut on dotted line, as well. Mix up the cards, and have your child match the numeral and number word.

<p>7</p>  <p>seven</p>	<p>8</p>  <p>eight</p>
<p>9</p>  <p>nine</p>	<p>10</p>  <p>ten</p>

“1-10” Number Maze

Can you trace a path from 1-10?



	4	6	7
1	2	5	8
7	3	4	9
9	6	8	10
10	1	3	



Rhyming Words Match

Directions: Match each word on the left with a word it rhymes with on the right.

rag

toy

doll

bed

boy

bag

girl

two

red

ball

shoe

twirl






Tic-Tac-Toe





Directions: Print out the cards below.
One player will be Raggedy Ann {x} and one will Andy {o}.





Trace the Shapes



What comes next?

